



## Overview

Very high traction nozzles, torpedo shaped.







## Characteristics

5° and 10° rear jets have a low impact on the pipe walls, so the nozzles can be used in old sewers. In case of siphons or holes, they can be very helpful in emptying the water in order to avoid damages to the CCTV equipment. A deviator set inside the nozzle maximizes flow efficiency reducing pressure drops inside the nozzle. Suitable for sand removal and long runs jobs. With ceramic inserts as standard configuration, with carbide inserts (for water recycling units) upon request.

# Technical Specifications

<b>Inlet</b>	1/2" F	3/4" F	1" F	1" 1/4 F
<b>Ø x L (mm)</b>	49 x 75	68 x 125	98 x 210	98 x 210
<b>Weight (kg)</b>	0,8	2.5	5.6	5.6
<b>Rear Jets</b>	6 x 10°	3x6° + 3x12°	5x5° + 5x10°	5 x 5° + 5 x 10°
<b>Inserts</b>	TE M6x1	TE M10x1	TE M10x1	TE M10x1
<b>Maximum Pressure (bar)</b>	300	300	300	300
<b>Flow (lt/min)</b>	40-170	80-200	150-500	150-50
<b>Working DN (mm)</b>	80-200	100-250	150-400	150-400

## Items

	Part Number	Description
	65540.765W	1/2" F CANIN NOZZLE, with carbide inserts
	65540.760W	CANIN 3/4" NOZZLE, with carbide inserts
	65540.710W	1" CANIN NOZZLE, with carbide inserts
	65540.750W	CANIN 1" 1/4 NOZZLE, with carbide inserts

## GALLERY IMAGES

